

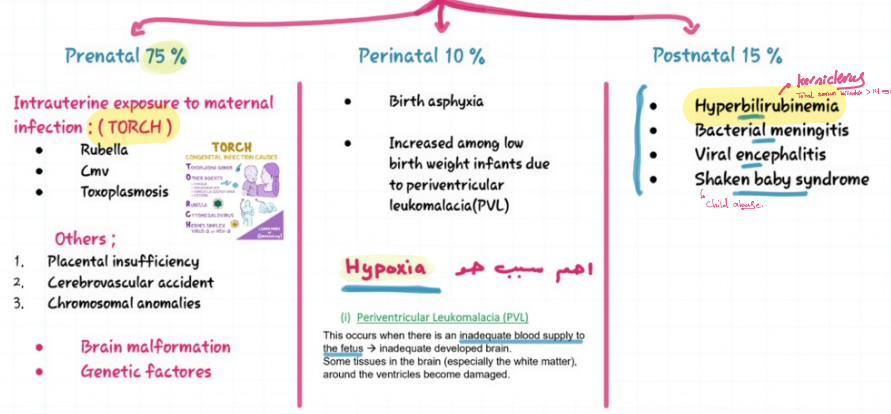
CP → persistent dis of movement caused by a lesion to the immature brain
 not progressive
 posture

+ abnormal development
 * normal life span. ادامه حیات هر یک سرخیزن و با قدر بشه فایده داره بشه
 ما با ما حوله ۳۰٪ سرخیزن و ما با ما حوله ۳۰٪

* Common 2/1000.

* Clinical Dx. what about investigation
 - cause - timing

Causes of CP:



ASSOCIATIONS

- Severe hearing difficulties 30%
- Moderate learning difficulties 30%
- Mental retardation
- Ophthalmological abnormalities
- Epilepsy 30%-45%
- Communication disorder
- Failure to thrive
- Feeding difficulties
- Gastro esophageal reflux Sandifer syndrome
- Behavioral problems
- Impaired hearing 20%

SOCIAL IMPLICATION:

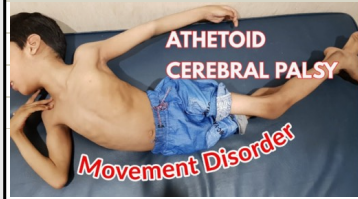

- CHILD (ADHD) Depression
- Other sibling neglect
- Parents
 - emotional
 - financial
 - physical

Management of spasticity

- Oral medication: baclofen, Dantrolene, diazepam
- Intrathecal medication
 - Betulin toxin injections into affected muscles
 - Nerve blocks
 - Selective dorsal rhizotomy
 - Orthopedic surgery

Cerebral palsy, Page 30

Types of CP



- * hand preference at early age
- * arms > legs
- * Circumducted gait
- * Delayed walk.
- * Tip toe walk affected leg
- * DTR bakiniski clonus.
- * bilater. * legs > arms
- * Crawling drag the legs behind.
- * diaper change difficulty
- * DTR bakiniski clonus.
- * Scissoring posture.
- * delayed walking
- * all extremities
- * Associated
- MR - seizures - swallowing difficulties
- asp. pneum.
- visual ab. - speech delay.