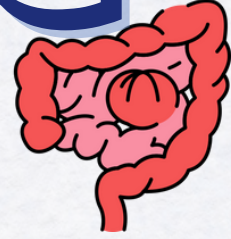



GI Mid Archive



روح

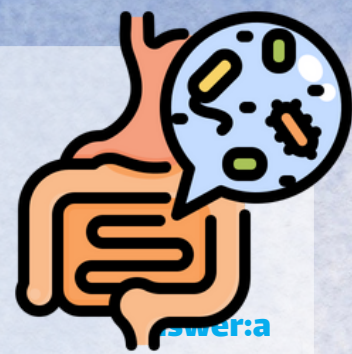
Done By:

Raghad Al-kbawe
Bayan Mahmoud
Emran Younis



1.Celiac disease :

- a.HLA - DQ8
- b.MTP mutation
- c. normal finding on biopsy
- d.is treated by oral enzyme supplementation



2.The Ziehl Neelsen stain for which ?

- a.G.lambliia
- b.entamoeba histolytica
- c.cryptosporidium
- d.strongyloides stercoralis

Answer:c

3. Infective stage of Ancylostoma :

- a.Encysted larvae
- b.promastigote
- c.amastigote
- d.filariform larvae

Answer:d

4.Osmotic diarrhea in :

- a. Lactose deficiency
- b.Infection
- c.celiac disease
- d.cystic fibrosis

Answer:a

5.Which cause Risk of rectal prolapse :

- a.trichuris trichiura
- b.Enterobius vermicularis
- c. Ascaris lumbricoides
- d.Ancylostoma duodenale

Answer:a

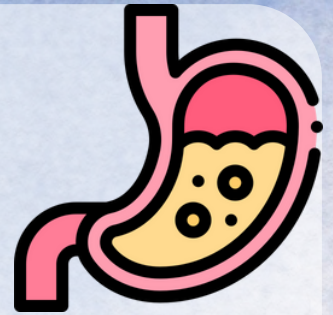
6.which parasite is diagnosed by NIH swap:

- a.Trichuris trichiura
- b.Ascaris lumbricoides
- c.enterobius vermicularis
- d.Strongyloides stercoralis

Answer:c

7. All of the following is true about S.aureus except :

- a. Sensitive to heat**
- b. gram negative**
- c. coagulase negative**
- d. motile and spore forming**



Answer:a

8. Mechanism of bismuth subsalicylate :

- a. Increase stool frequency and liquidity**
- b. Enhance chloride secretion**
- c. inhibit ach release**
- d. Inhibit PG**

Answer:d

9. Patient has peptic ulcer and he take NASIDs . Which drug is best for him case:

- a. carbenoxdone**
- b. ranitidine**
- c. Misoprostol**
- d. pirenzepine**

Answer:c

10. Which is cause blood diarrhea:

- a. Shigella**
- b. Vibrio Cholera**
- c. Rotavirus**
- d. Adenovirus**

Answer:a

12. All of the following are methods for food poisoning except:

- a. Deeply cooking & heating**
- b. food or water that's not clean.**
- c. food served by people who haven't washed their hands.**
- d. food served by people who haven't washed their hands.**

Answer:a

13. What treat is for the esophageal varices:

- a. neomycin**
- b. lactalose**
- c. Octreotide**
- d. loperamide**

Answer:c

14. Best choice for treating Strongyloides :

- a. Metronidazol
- b. Nitazoxanide
- c. Spiramycin
- d. IVERMECTIN

Answer:d

15. What is the best test for H.pylori?

- A. Urea breath test
- B. Stomach endoscope
- C. Antibody titer test

Answer:a

16. AIDS patient with watery diarrhea , what dose he have:

- a. Ancylostoma duodenale
- b. S. mansoni
- c. Trichuris trichiura
- d. strongylidiasis

Answer:d

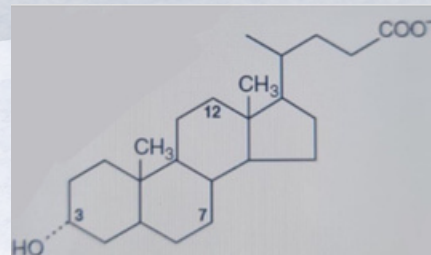
17. 2 years old child has gastroenteritis diarrhea , what does he have:

- a. Hydatid cyst
- b. Rotavirus
- c. H.pylori

Answer:b

18. Name of the structure:

- a. Lithocholic acid
- b. heme
- c. cholesterol
- d. choline acid



Answer:a

19. man with peptic ulcer have milk release from nipple what is the drug may cause it :

- a. Ompirazole
- b. MetoCloprimide
- c. H2histamine
- d. cimetidine

Answer:d

20. Patient with chronic constipation , prolonged use paraffin oil the side effect of it :

- a. Uterine contraction
- b. Brown pigmentation of the colon
- c. pruritis anus
- d. Intravascular volume depletion



Answer:c

21. which one is wrong:

- A. Extrinsic muscles of the tongue arise outside the tongue and inserted into the tongue**
- B. Levator palati muscle fibers form palatin apneurosis**
- c. Pharyngeal part of the tongue has no papilla**
- d. Foramen caecum: depression at the apex of the sulcus.**

Answer:b

22. Which carry the parasympathetic nerve supply of parotid gland

- A. Great auricular**
- B. Facial nerve**
- C. Middle meningeal plexus**
- D. Glossopharyngeal**

Answer:d

23. One of the following match is correct ?

- a. Filiform papillae / taste buds**
- b. circumvallate papillae / smallest papillae**
- c. Foliate papillae / Von abnormal glands**
- d. brunner's gland / submucosa of the duodenum**

Answer:d

24. One is wrong about parotid gland ?

- a. Nuclei are rounded & central**
- b. Serous demilune**
- c. Lined e short pyramidal cells**
- d. Narrow lumen**

Answer:b

25. One of the following is wrong ?

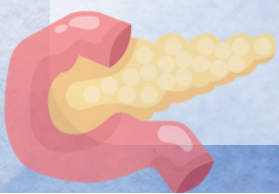
- A. the tongue firstly adherent**
- B. copula of his derived from 3ed pharyngeal arch**
- C. tongue attached to floor by frenulum**
- D. tuberculum impar derived from 1st pharyngeal arch**

Answer:b

26. Ankyloglossia:

- a. The tongue is adherent**
- b. failure of development of the tongue,**
- c. small sized tongue**
- d. due to failure of fusion of the 2 lingual swellings.**

Answer:a



27. Vitamins

- A. inorganic micronutrients
- B. organic micronutrients **
- C. non essential components of the diet.

Answer: b

28. Where Vit a is stored:

- A. Kupffer
- B. pit
- C. stellate cells

Answer: c

29. lysophospholipid

- a. digested from phospholipid
- b. Digested from cholesterol
- c. Digested by colipase

Answer: a

30. Which one is increasing the insulin:

- a. Decrease fatty acid
- b. Glucose dependent insulinotropic peptide
- c. It stimulates the process of gluconeogenesis
- d. Decrease the uptake of amino acids

Answer: b

31. One of the following is not posterior relation to ascending colon : One of the following is not posterior relation to ascending colon :

- a. ilioinguinal nerves
- b. femoral nerve
- c. quadratus lumborum
- d. lower pole of the right kidney

Answer: b

32. One of the following features is in saliva except :

- a. Soluble calcium salts
- b. amylase enzyme
- c. Lipase
- d. Digestion fruits and vegetables completely

Answer: d

33. The enzyme is found in saliva :

- A. Chymotrypsinogen
- B. Trypsinogen
- C. Ptyalin
- D. kalikrein enzyme

Answer: c



34. When the surgeon do a splenectomy, he cut the region has lieno-renal ligaments and near from hilum of spleen , which one will be affected ?

- a. Tail of pancreas**
- b. duodenum**
- c. body of pancreas**

Answer:a

35. Which of the following is a false relationship for a superior constrictor muscle : Which of the following is a false relationship for a superior constrictor muscle :

- a. palati muscles**
- b. levator palati**
- c. Inferior laryngeal nerve**
- d. facial artery**

Answer:c

36. Which one is false :

- a. Esophagus has constriction at 22.5 from incisor teeth due to aortic arch**
- b. Esophagus has constriction at 40 from incisor teeth due to diaphragm**
- c. Esophagus has constriction at 15 from incisor teeth due to Pharyngo oesophageal junction**
- d. Esophagus has constriction at 27.5 from incisor teeth due to aortic arch**

Answer:d

37. The enzyme that tolerates high acidity

- a. Lipase**
- b. amylase**
- c. Pepsin**
- d. Lysozymes**

Answer:c

38. which of the following isn't in ulcerative colitis :

- A. Toxic megacolon**
- B. Diffuse distribution**
- C. Always rectal involvement**
- D. Noncaseating granuloma**

Answer:d

39. The following happen in portal hypertension, except :

- a. spider angioma**
- b. Splenomegaly**
- c. Caput Medusae**
- d. Hypoestrogenemia**

Answer:d



40. H. Pylori is in

- a. fundus**
- b. cardiac notch**
- c. body of stomach**
- d. antrum**



Answer: d

41. Where ECL happen

- a. body of stomach**
- b. fundus**
- c. cardiac**
- d. antrum**

Answer: a

42. All of the following is true about esophagus, except :

- a. The esophagus is located in anterior of trachea**
- b. The esophagus is located in front of trachea**
- c. The esophagus is located in lateral of thyroid gland**
- d. The esophagus is located in anterior of recurrent laryngeal nerves**

Answer: b

43. Which one is false :

- a. Some organs within peritoneal cavity**
- b. The peritoneum is a thin serous membrane**
- c. The peritoneal cavity is the largest cavity in the body**
- d. the peritoneal fluid, which lubricates the surfaces of the peritoneum and allows free movement between the viscera.**

Answer: a

44. All are true about mastication EXCEPT?

select one:

- a. complete chewing reflex**
- b. Includes both voluntary and reflex components**
- c. Increase the surface area of the food particles.**
- d. the mechanical damage to the gut mucosa.**
- e. Is important for digestion of carbohydrates.**

Answer: a



45. During pharyngeal phase of Deglutition there is?

- a. Opening of nasal cavity
- b. Opening of glottis
- c. Opening of larynx
- d. swallowing apnea

Answer:d

46. Anderson disease, it caused by deficiency in which enzyme :Anderson disease, it caused by deficiency in which enzyme :

- a. Branching enzyme
- b. Debranching enzyme
- c. G6p
- d. Alpha1-4glucoside

Answer:a

48. A surgeon performed an operation and put his finger in epiloic foremen , the posterior relation is

- a. First part of duodenum
- b. inferior vena cava
- c. hepatic artery
- d. portal vein

Answer:b

49. How to know that the treatment of H . Pylori is failed :

- a. Neutrophil cells are present

Answer:a

50. A drug used continuously by a patient causes shedding of intestinal epithelium as adverse effect. What type of cells are found in stool by microscopy?

- A. Pseudostratified epithelium without goblet cells
- B. Pseudostratified epithelium with goblet cells
- C. Simple columnar epithelium with goblet cells
- D. Stratified columnar epithelium without goblet cells
- E. Simple columnar epithelium without goblet cells

Answer:C



51. In an open surgery of the abdomen, the doctor was dealing with stomach and he pass his finger behind it by getting inside a peritoneal opening. Considering the entrance to the space posterior to stomach, what is the structure posterior to the doctor's finger eithin this opening (entrance)?

- A. Duodenum
- B. Portal artery and vein
- C. Caudate process of caudate lobe
- D. Inferior vena cava
- E. Head of pancreas

Answer: D

52. The correct statement regarding small intestines is:

- A. Jejunum has more plicae circularis than duodenum or ileum
- B. Peyer's patches are mainly found in ileum along antimesentric border
- C. Tenia coli are longitudinal structures on wall of small intestines
- D. The entire small intestines have mesentry unlike large intestines
- E. Ileum wall is thicker than jejunum wall

Answer: B

”وَلَا كَدْرٌ يَدْوِعُ عَلَى اللَّيَالِي
إِذَا اقْتَرَنَ الْيَقِينُ مَعَ الدُّعَاءِ

فَلَا تَحْزَنُ وَبَابُ اللَّهِ رَحْبٌ
وَكَمْ عِنْدَ الْكَرِيمِ مِنَ الْعَطَاءِ

يُفَرِّجُ كُرْبَةً، وَيُزِيلُ هَمًّا

وَيَجْزِي صَابِرًا خَيْرَ الْجَزَاءِ”